

Happy Fourth of July!

Monsoon season is here, newly planted shade trees should be staked to protect against the high winds, also keep in mind that a flash flood doesn't mean the plant got a decent watering, unless we have a nice soaking rain for a couple of hours don't turn the irrigation systems off.

If you haven't done it yet, I would recommend lightly thinning out large shade



trees, especially mesquites and palo verdes. With heavy winds that come from monsoons they can easily be blown over if they are not pruned properly every year!

We will have shortened hours Tuesday July 4th, we will be open 9am-3pm on Thursday only. Thank you! Have a safe holiday!

Rillito Nursery & Garden Center
6303 N La Cholla. Tucson AZ . 520-575-0995
Hours Mon-Sat 8am-4pm ~ Sun 10am-4pm

Happy Fourth of July!
Page 1

July Garden Checklist
Page 2


Hawaiian Plumeria in
Tucson
Page 3

Theme of the month:
Red, White, & Blue
Page 4

Plant Profile:
Red bird of paradise,
Verbena
Page 5

Staff pick:
Trichocereus
Page 6

Recipe from the
garden: Watermelon
Salsa
Page 7





July Garden Checklist

Do not count on the rain to water your plants. Keep the irrigation system on unless we get a long soaking rain storm lasting all day.

Grass: Fertilize Bermuda grass every 4-6 weeks with our 21-7-14 Four Seasons lawn food to keep it looking green and refreshing in the hot summer months. Lawns will need water 1-2 times daily.

Trees/Shrubs: Pick early maturing deciduous fruit which are particularly prone to bird damage. You can help deter birds with Scare tape, a reflective ribbon that will flash and make noise in the wind.

Prune palms when flower spathes show or delay pruning until after the palm has finished flowering.

July is a good time to plant desert shrubs like: red bird of paradise, fairy duster, and texas ranger. Rangers will start to bloom now as our humidity continues to rise. Shrubs and vines such as bougainvillea also may be planted. Be sure to keep all new plantings well watered. Protect newly transplanted trees from heavy wind storms by staking.

Flowers: Water roses deeply and often as temperatures rise. Water deeply both before and after applying fertilizer to prevent any burning. Hose off roses, plumerias, and adeniums in the early morning to help increase humidity to control spider mites.

Flowers for full sun color include: gazanias, portulaca, pentas, vinca, zinnias, gomphrena, and angelonia.

Vegetables: Tomatoes won't do well when the temperature is over 100 degrees, but they will come back for a small crop in fall. For now just keep them protected from the sun under a porch or somewhere it will get most day shade and a lot of water!

Starts and seeds for cucumbers, melons, pumpkins and winter squash can be planted now. Putting a thin layer of mulch on top of your soil will help garden beds retain moisture and keep it cooler. As your melons ripen place a board beneath them to help keep moisture from rotting that side and prevent insects from attacking.

When visiting our nursery, check in on your smart phone or write a recommendation, show an associate and receive 5% off your plant purchase!

One use only. Some restrictions may apply.



Hawaiian Plumeria in Tucson!

Plumerias are a very popular plant because of their sweet smelling colorful flowers and attractive form.

In Hawaii, the plumeria has become part of the culture and is used to make the lei necklaces used in celebrations. Although they are thought of as tropical, plumerias can handle a subtropical climate because they go dormant, shedding their leaves, when the weather gets cool.

They can tolerate temperatures to about 35-32 for very short periods of time. Plumerias prefer being planted in a pot to allow it to be brought in and protected in freezing temperatures. Given a good microclimate, plumerias do very well in Tucson.

In spring and fall when the weather is nice put it in full sun. The more full sun it gets during nice months the more it will flower. Plumerias can take a couple of summers to start flowering. When moving the plant to a site to get more sun, the leaves will sunburn some. This is normal. Newer leaves emerging will be more adapted to the new light conditions. In the summer, when temperatures are over 90 degrees, keep your plumeria on a covered patio, on the east side or south side of your house. Place it near the edge of the patio so that it gets lots of indirect light, but is shielded from direct sun overhead. In the middle of summer, an east facing patio will give the plant direct sun before noon, and a south facing patio puts the plant in the shade all day, because the sun is so high. If your plumeria continues to burn from the sun, not just during transition to a lighter spot, move



it deeper into the patio to give it more shade. In mid summer, flowers will last longer in the shade as well.

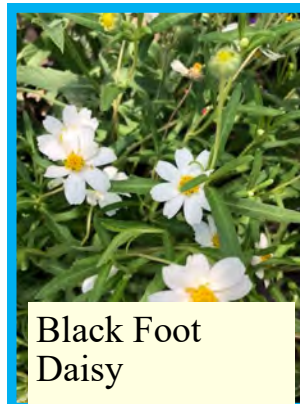
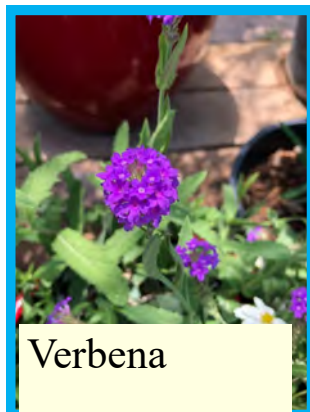
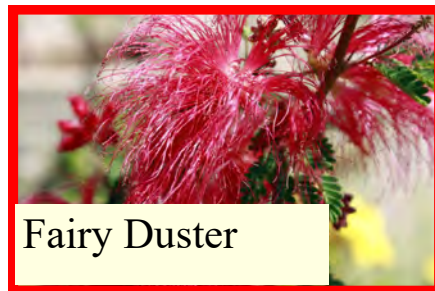
Plumerias like to dry out between watering, number one way to kill a plumeria is by over watering. If planted in a large pot water when the soil is dry to the touch, how often can depend on your own yard. However, daily or every other day spray the leaves with water to help keep pests such as spider mites off. I am watering mine at

home about every other day. They are in quite a bit of sun and tend to dry out faster.

I have found a much better fertilizer this year for plumerias. I have seen amazing results using a liquid organic fertilizer called Fame (2-2-1) for three weeks of the month and then using a high phosphorus fertilizer for one week of the month. I use a

blooming and rooting (9-58-8) fertilizer the first week of the month and Fame for the other 3 weeks.

Theme of the month: Red, white and blue!



Plant profile: Red bird of paradise

Size: (H x W) 8'x10'

Blooms: Red/Orange

Exposure: Full sun


Minimum Temperature: 25-30 degrees

Water: Moderate-Low

Pruning: Cut back in late January

Growth Rate: Moderate-Fast

Fertilizer: Organic Dr Earth Flower fertilizer monthly from March-September



Plant profile: Gooding verbena

Size: (H x W) 1'x3'

Blooms: Purple

Exposure: Full sun

Minimum Temperature: 20 degrees

Water: Moderate-Low

Pruning: Cut back in late March as needed

Growth Rate: Moderate-Fast

Fertilizer: Organic Dr Earth Flower fertilizer monthly from March-September





Staff Picks: Trichocereus hybrid

Picked by: Kate L.

Trichocereus resemble giant hedgehog cacti; most of the parent species are native to Argentina. Clusters of stems grow to about two feet tall before sprawling on the ground. The large flowers come in a wide range of brilliant color combinations rivalling those of orchid cacti. They appear in great profusion (50 or more on a big specimen) two or three days a year and in ones or twos an additional 5 to 30 days a year depending on the particular hybrid and its age.



These plants perform much better in the ground, but will do well in a large container (at least 14" for mature clumps). The plant form is an attractive accent even when they are not in bloom. When in bloom they are the center of attention.

Rillito Nursery & Garden Center has been serving Tucson since 1994. We are a family owned and operated business striving to provide the ultimate nursery experience and customer service. We supply the healthiest plants and highest quality garden necessities. Spread out over three acres, we supply a wide arrangement of annuals, shade plants, desert plants, roses, citrus, trees and shrubs.

Recipe from the garden: Watermelon Salsa

This recipe is a family favorite in the summer, it comes from my Grandmother!

Ingredients:

2 cups seeded and finely diced watermelon

1 finely diced Granny Smith apple, unpeeled

1/2 finely diced small red onion

1 finely diced mango (yellow mangos are the best)

2 cloves garlic, finely diced

2 seeded, finely diced jalapeños

1/4 cup finely diced English cucumber

2-3 Tablespoons finely diced cilantro

2 Tablespoons white sugar

Juice of 2 limes

Splash of rice wine or red wine vinegar

Salt and pepper to taste

Directions:

Combine all ingredients, apple and lime juice last. Chill for at least 2-3 hours.

Serve with chips, grilled pork or chicken.

